

DIE KINDER VOM ZIRKUS PALOPE

Arbeitsheft 1 zu Buch 1



DIE KINDER VOM ZIRKUS PALOPE




Wie sie die Sprache untersuchen
und die Schrift entdecken





Arbeitsheft 1 zu Buch 1


von
Christa Röber
Rafaela Häusle
Magdalena Berchtold


Illustrationen und Layout
Hinrich van Hülzen

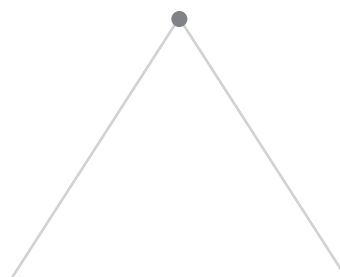
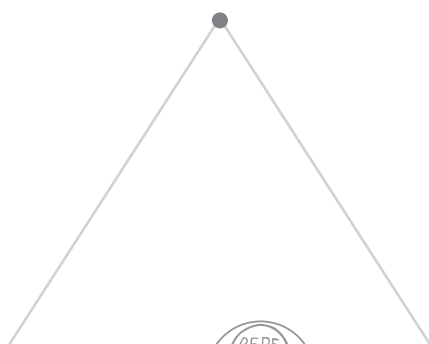
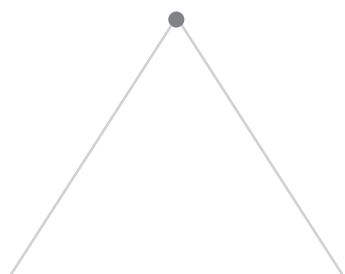
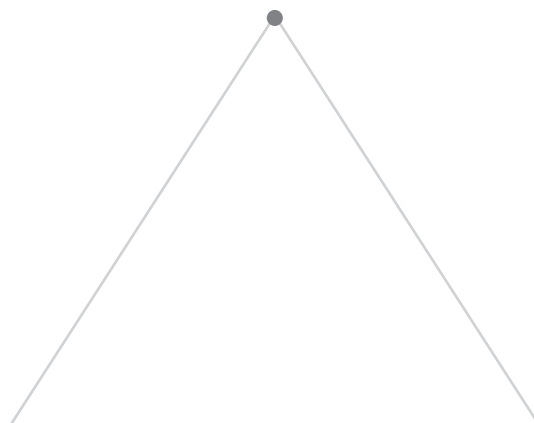
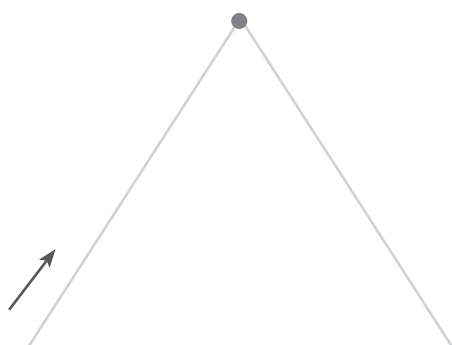

2., überarbeitete Auflage
2019






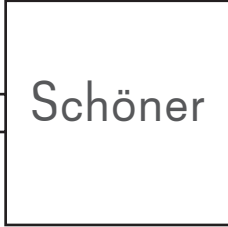

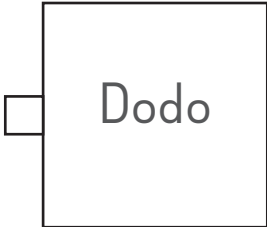

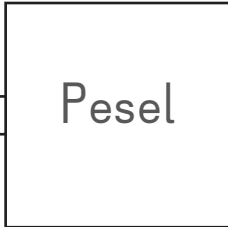

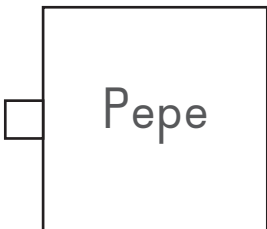

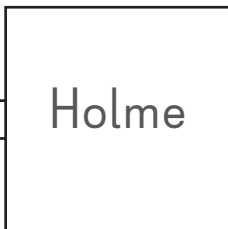



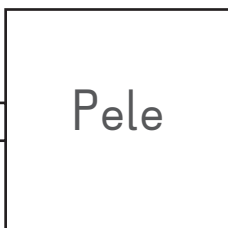




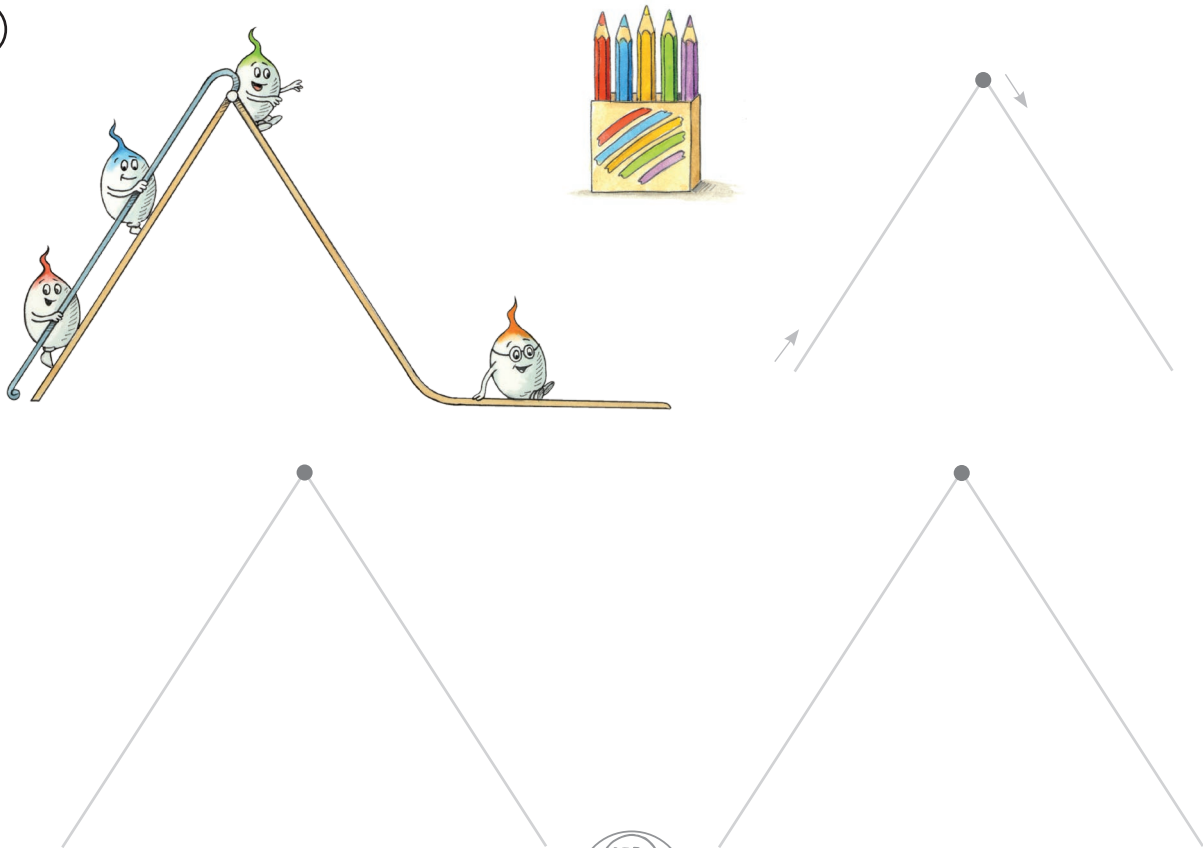












①


②

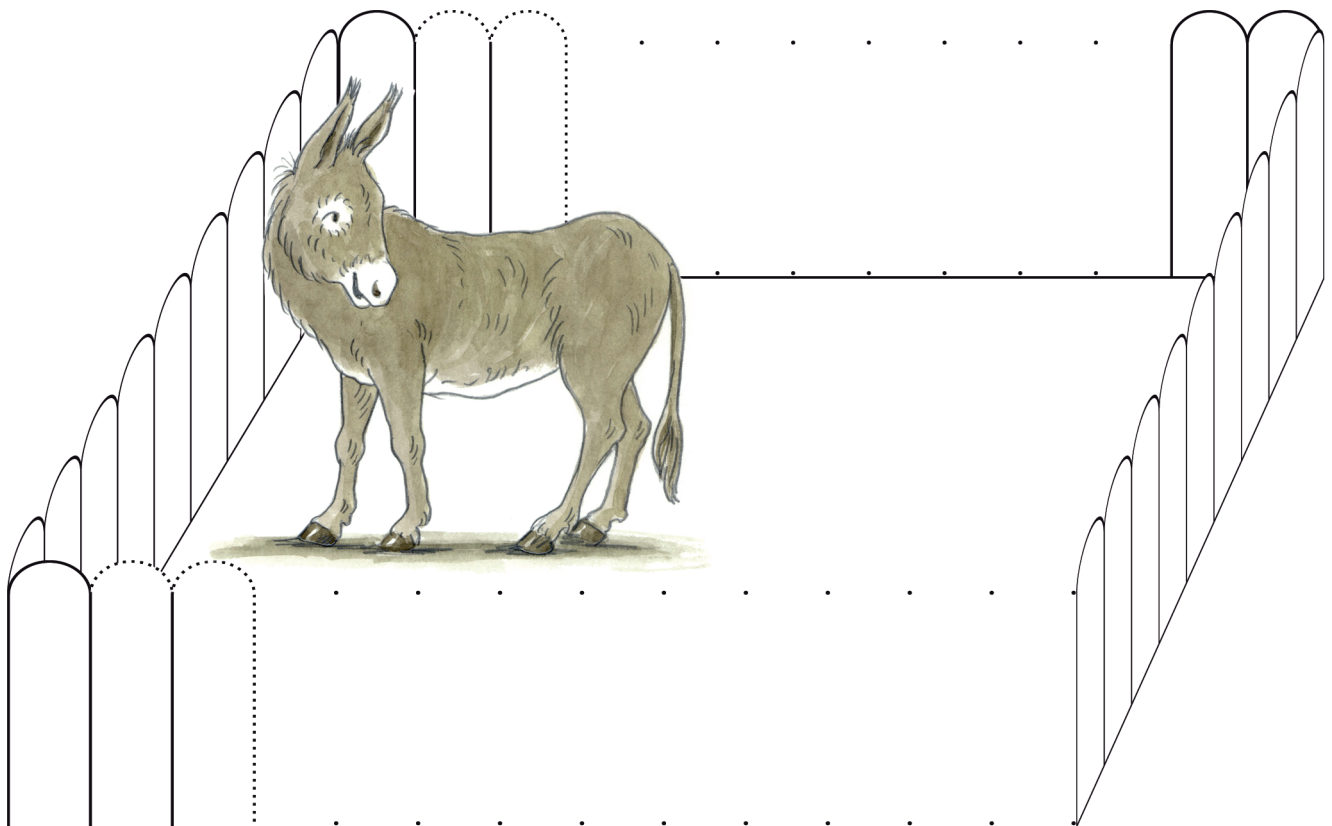
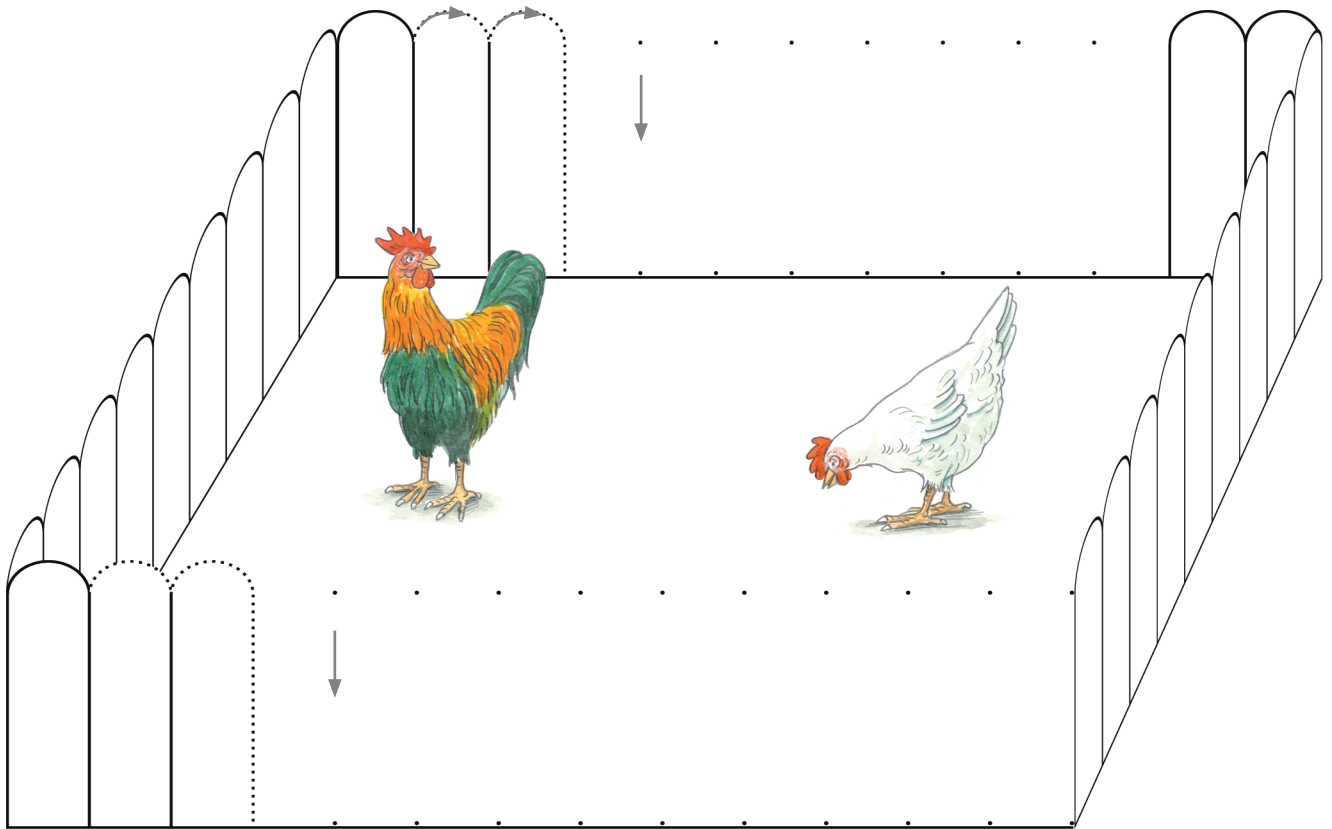


①

	Rere		Pape
	Suse		Tute
	Lole		Nane
	Gang Gang		Mame

②





①



Ape




Suse



Lole



Rere



Pepe




Home

②



Pele




Holme



Pesel



Dodo




Nane



Schöner

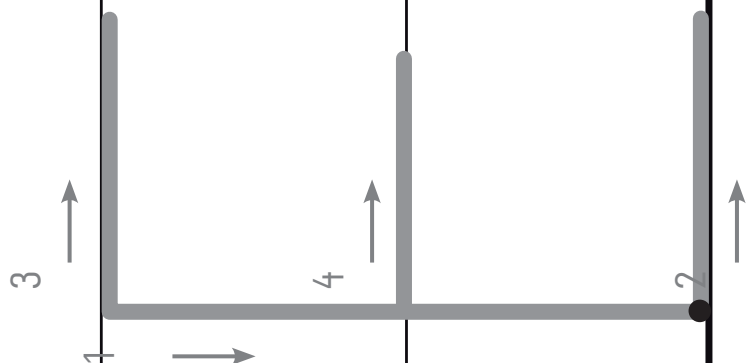
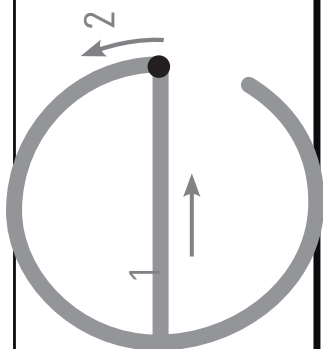


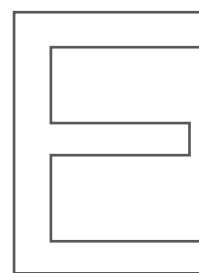
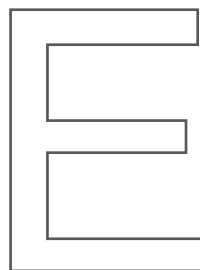
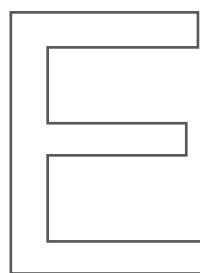
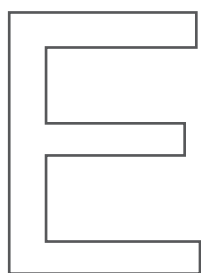
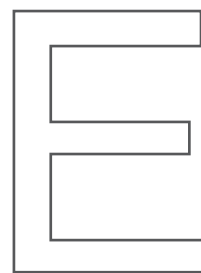
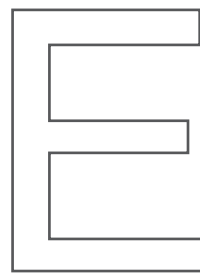
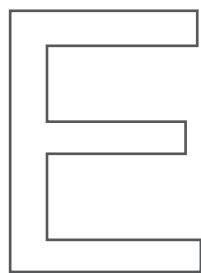
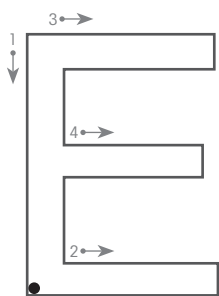
Gang Gang



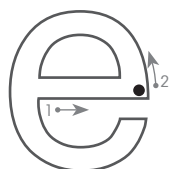
Renre





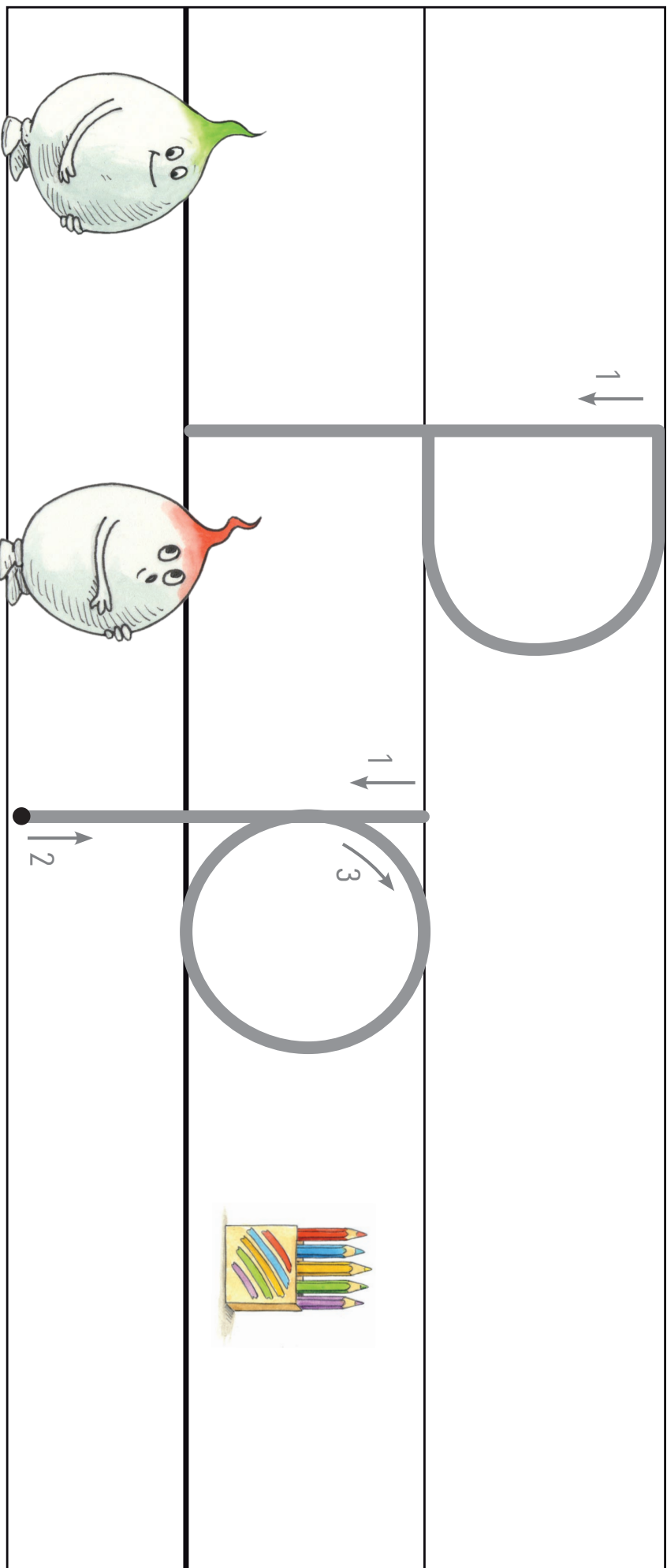




Esel
Pesel







①

e

Pe

Pepe



Ee

Pe

Pepe

②

Rabe Pepe Lose Piepe Pepe Note
Pepe Tube Pepe Riese Nase Hase
Löwe Ziege Käse Pepe Dose Pepe

Pepe

PEPE

Pepe

Pepe

Pepe

PEPE

Pepe

Pepe

PEPE

Pepe

Pepe

Pepe

PEPE

PEPE

Pepe

Pepe

Pepe

PEPE

Pepe

Pepe

Pepe


PEPE

Pepe

Pepe


PEPE





E,
○
Pe,
○
Pe pe
○ ○
mit dem


E,
○
Pe,
○
Pe pe
○ ○
mit dem Esel,
der heißt Pesel.



E,
○
E,
○
E sel.
○ ○



E,
○
Pe,
○
Pe pe,
○ ○
dieser Pe pe.
○ ○



E, E, Pe, Pe, Pepe, Pepe.
○ ○ ○ ○ ○ ○ ○ ○

E, E, E, E, Esel, Esel.
○ ○ ○ ○ ○ ○ ○ ○



E, E, Pe, Pe, Pesel, Pesel.
○ ○ ○ ○ ○ ○ ○ ○








①

P	e	P	e	P	e	p	e

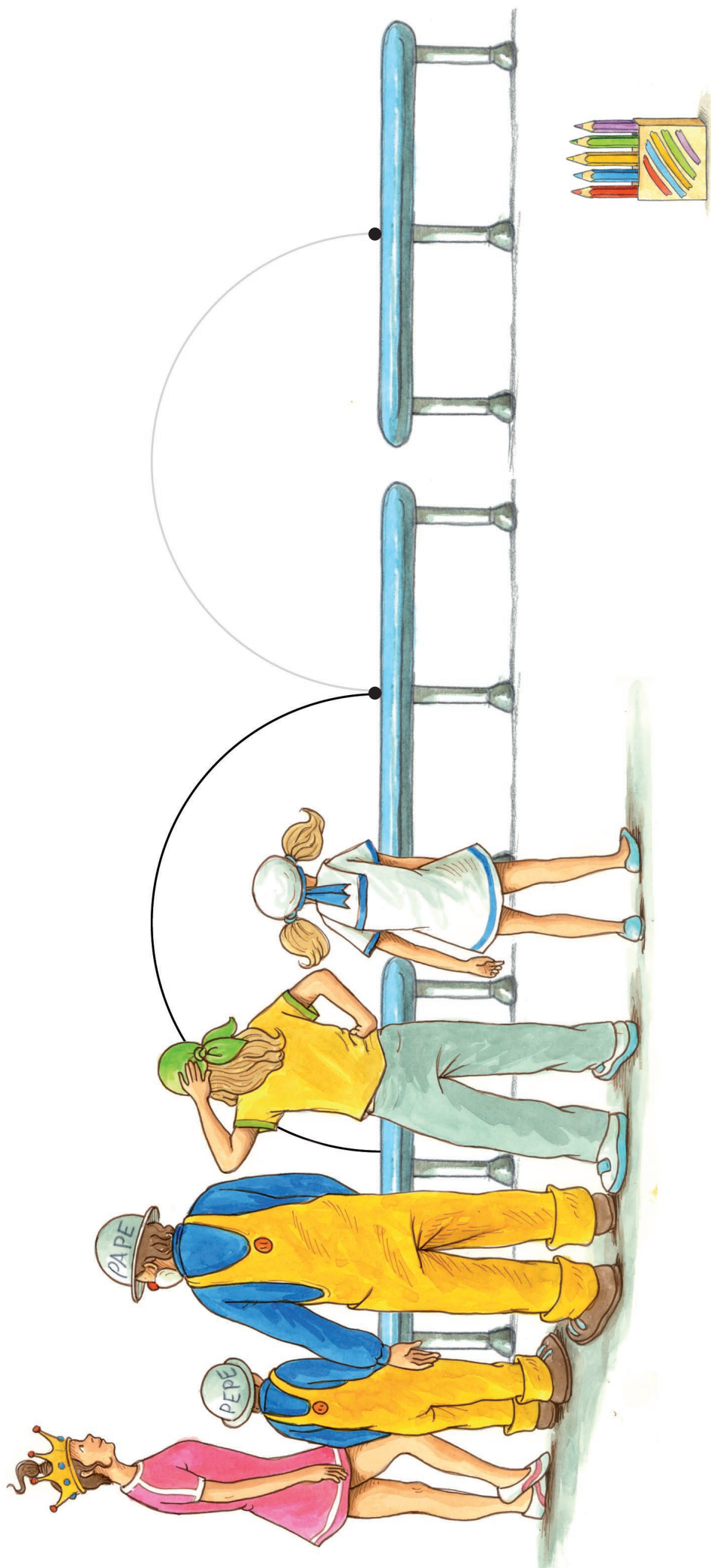


P	e	P	e	P	e	p	e

②

 Feder	 Esel	lesen 
		
 Rakete	 Brot	 Regen




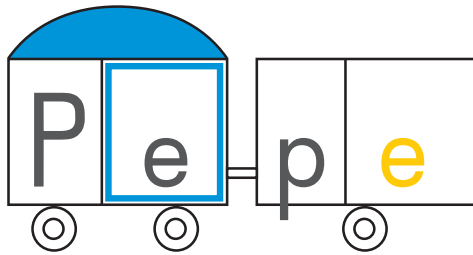





Ee

Pepe

Pepe



Pepe

Ee



Das ist Pepe,
Pe,
Pu,
Pepe
mit dem Pele.

Das ist Pele,
Pe,
Pu,
Pele
mit dem Pepe.

Das ist P e p e,

Das ist P e l e,

Pe

Pe

Pu,

Pu,

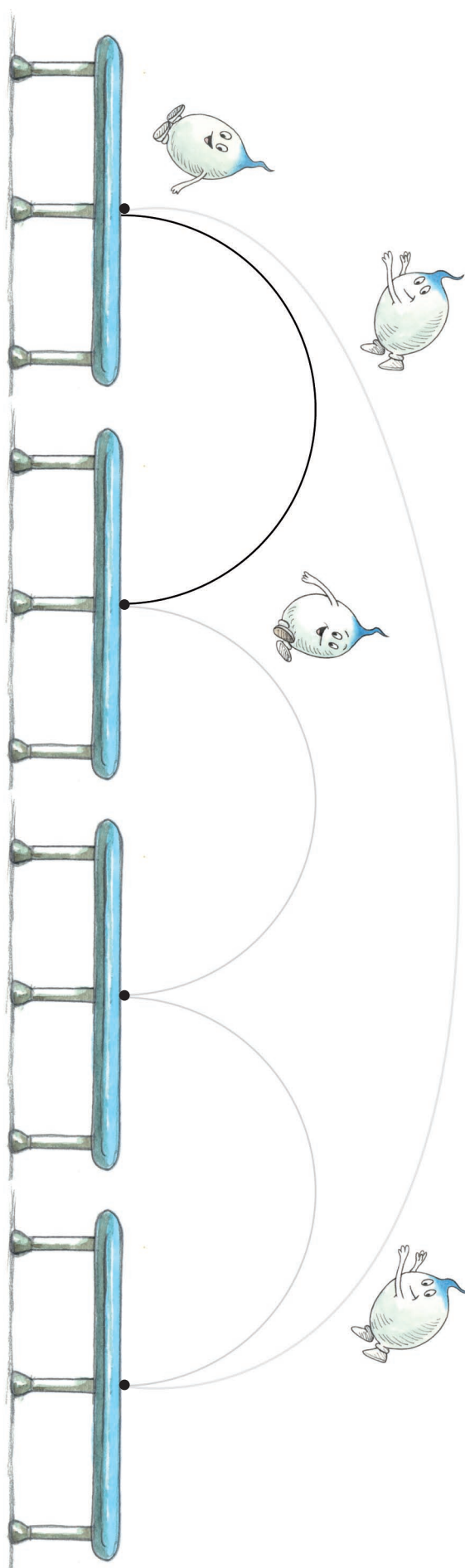
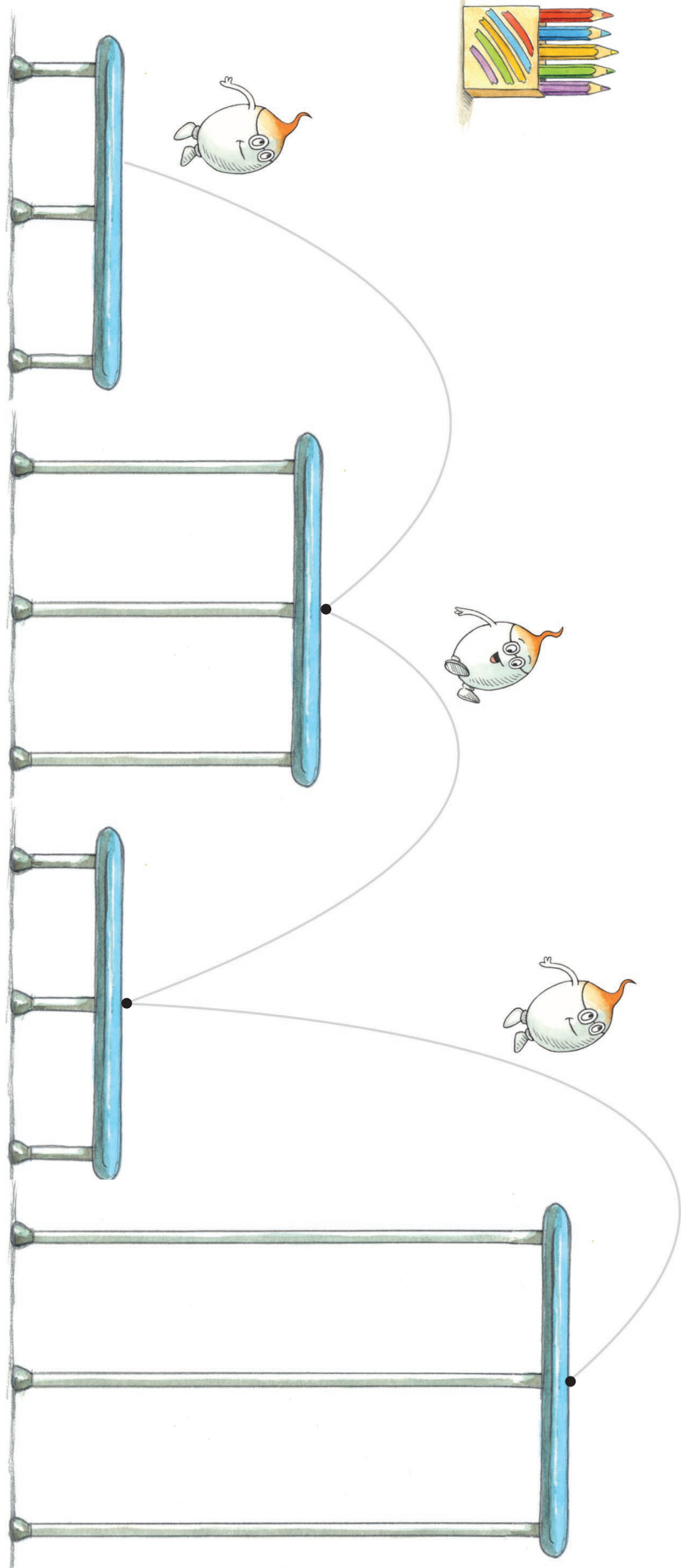
Pepe

Pele

mit dem P e l e.

mit dem Pepe.







	e,

	e,

P	e,


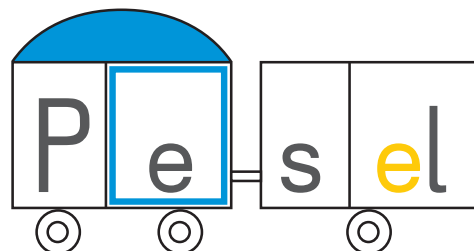
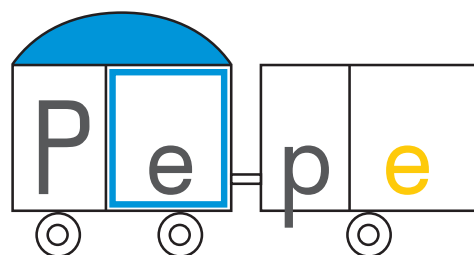
P	e,

P	e	p	e

P	e	p	e

mit dem

mit dem Esel,
der heißt Pesel.



	E,

	E,

	e,




E	s	e	l,




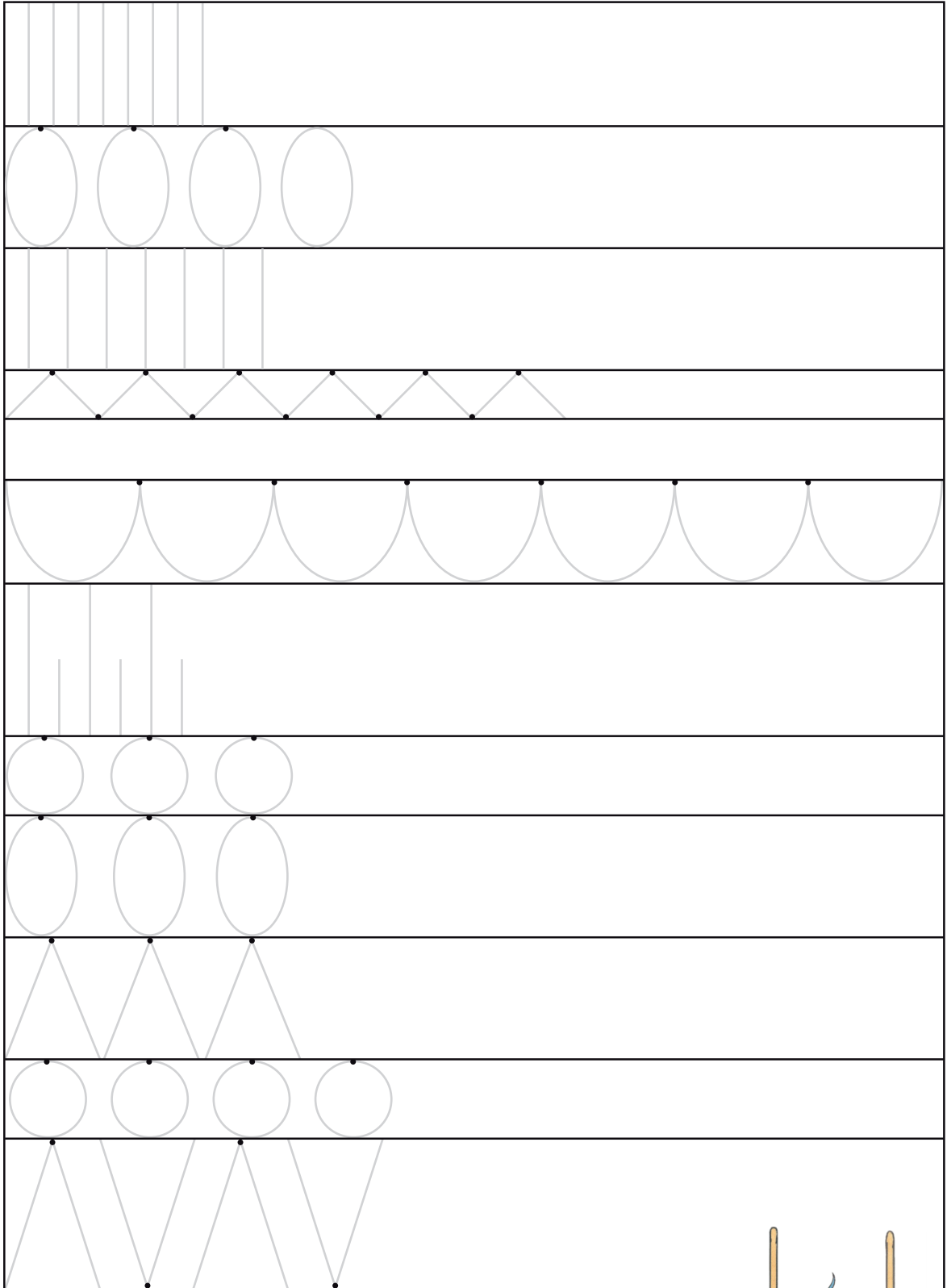
P	e,

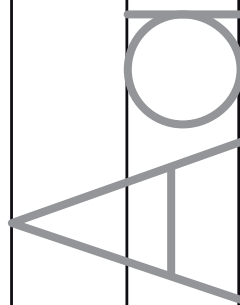
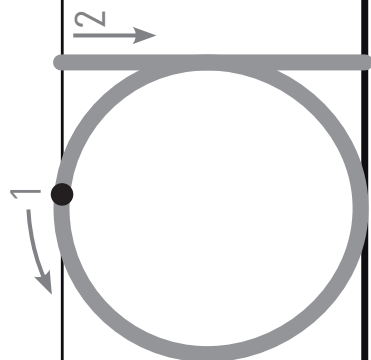
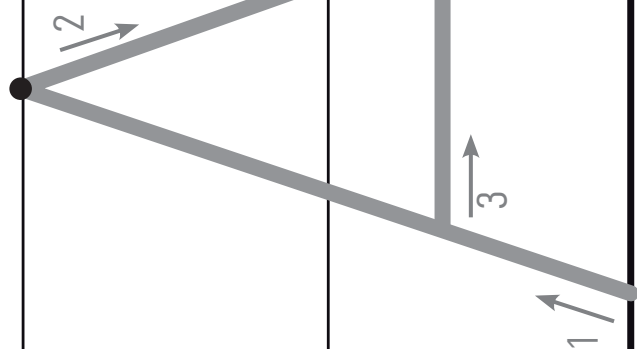

P	e	p	e,



dieser Pepe.







a

Pa

Pape



Ape

Pa

Pape

Pepe

Aa

Ape

Pa Pa Pape

A A Ape




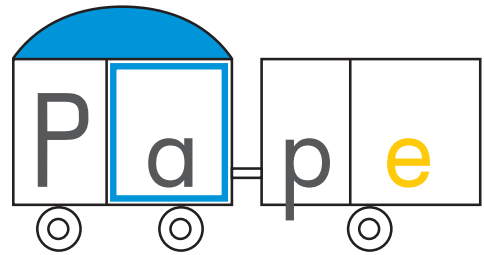

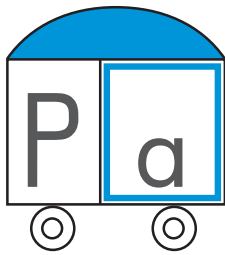

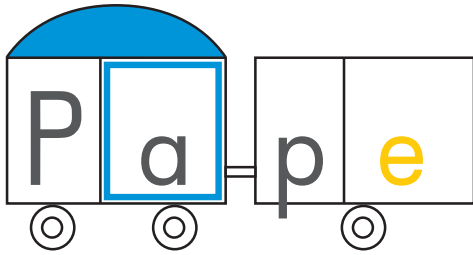


Pepe Pe Pe






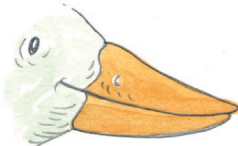

Epe E E



①



②

 Nase	 Tomate	 Banane
		
 Schaf	 Schnabel	 Nadel



①

	a,

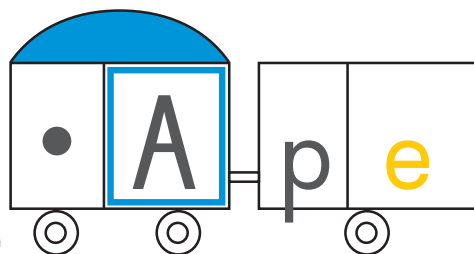
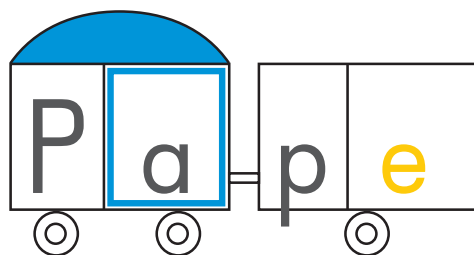
	a,

P	a,

P	a,

P	a	p	e

P	a	p	e



mit dem

mit der Rose



•	A,

auf der Hose,





•	A,

•	A	p	e,

	a,

P	a,



P	a	p	e,

dieser Pape.

②



pe

Pa



Pe

A



pe

pe



Das ist Pape,
Pa,
Pu,
Pape
mit dem Ape.

Das ist Ape,
A,
U,
Ape
mit dem Pape.

Das ist P a p e,

Das ist • A p e,

P

u,

•

• u,

•

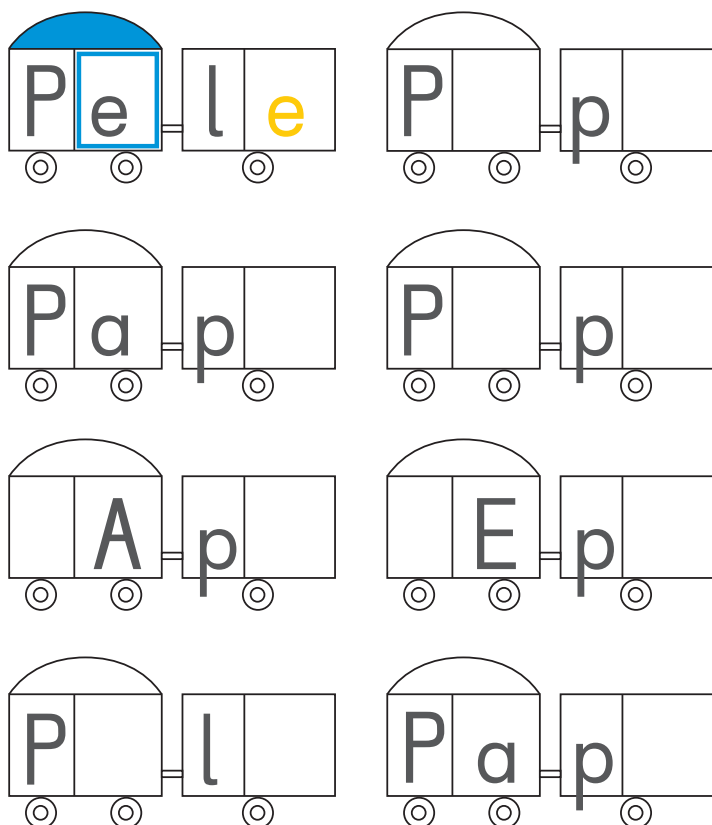
mit dem • .

mit dem .





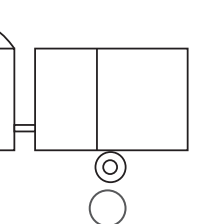



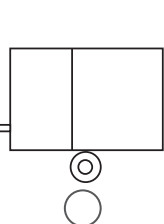







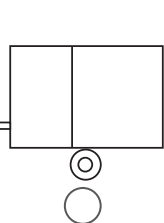


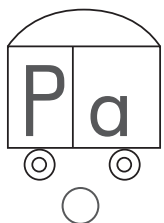
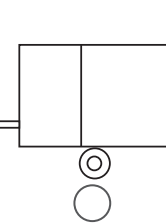


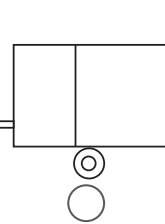


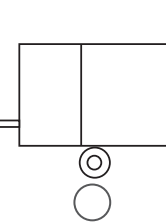


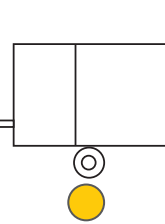



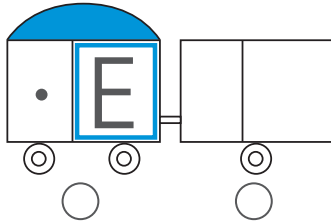
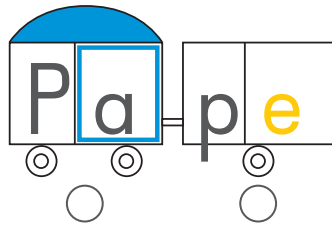
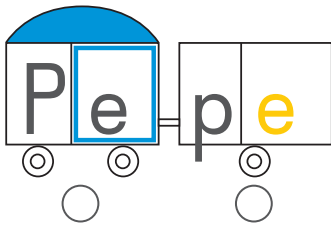
1



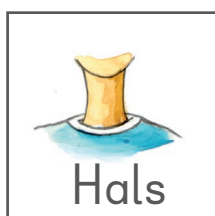


2

NasePapeSuseHaseApeHose

PepeRosePapeBudeWagen



Ich kann hinten
am Wort sehen,
ob ich 2 ●● oder 1 ●
anmalen muss.



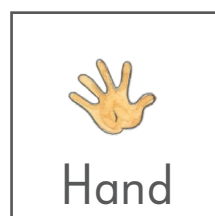
Hals

○ ○



Hälse

○ ○




Hand

○ ○



Hände

○ ○



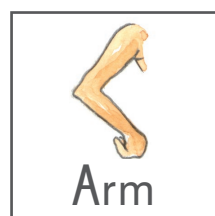
Bauch

○ ○



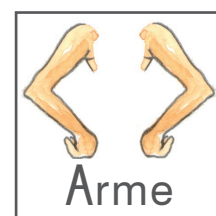
Bäuche

○ ○



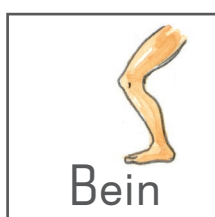
Arm

○ ○



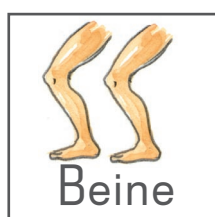
Arme

○ ○



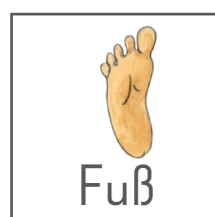
Bein

○ ○



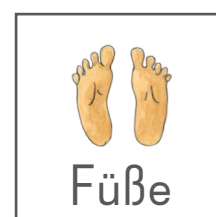
Beine

○ ○



Fuß

○ ○



Füße

○ ○



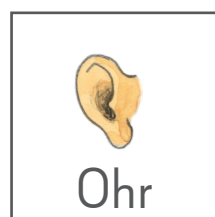
Zahn

○ ○



Zähne

○ ○



Ohr

○ ○



Ohren

○ ○




①


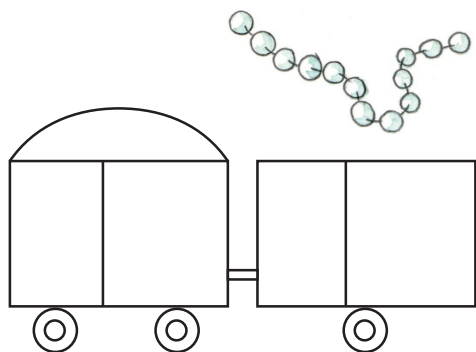





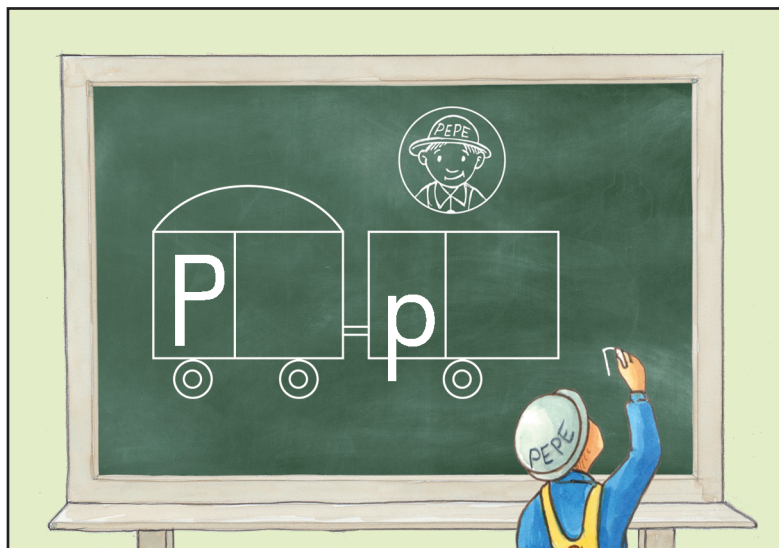
Pape	Pope	Pase	Pape
Pepe	Pose	Pape	Page
Pape	Pope	Pame	Pege



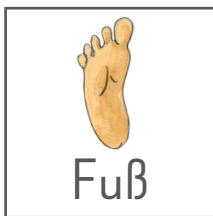


②



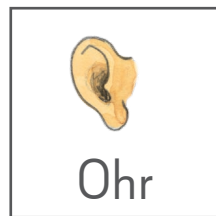
P und p



Ich kann hinten
am Wort sehen,
ob ich 2 ●● oder 1 ●
anmalen muss.



○ ○



○ ○



○ ○



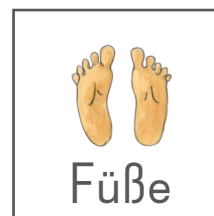
○ ○



○ ○



○ ○



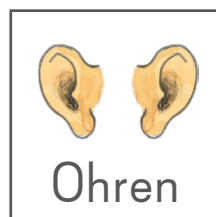
○ ○



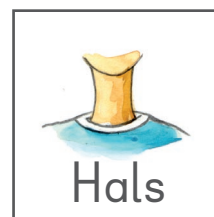
○ ○



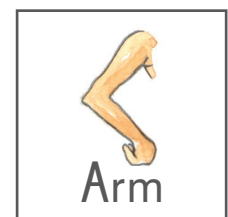
○ ○



○ ○



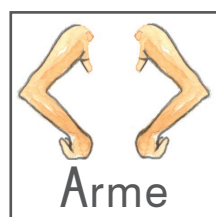
○ ○



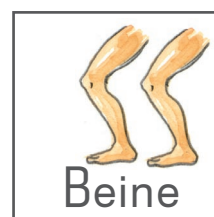
○ ○



○ ○



○ ○




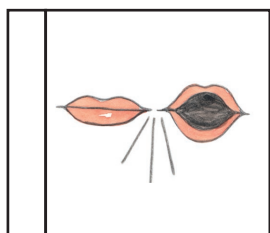

○ ○



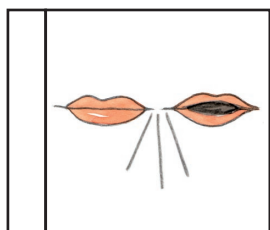
○ ○



1




Pepe



Pape


2




Ist das  ?



Ist das  ?



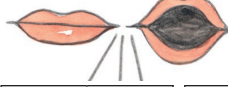
Ist das  ?

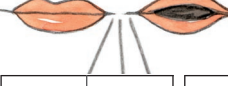


Ist das  ?

Das ist  .

Das ist  .

Das ist  .

Das ist  .


Ist das Epe?



Nein, das ist


Pele

Ist das Pape?



Nein, das ist

Ist das Ape?



Ja, das ist

Ist das Pepe?




Nein, das ist

Ist das Pape?




Ja, das ist

Ist das Ape?




Nein, das ist

Ist das Pele?




Nein, das ist

Ist das Epe?



Nein, das ist

Ist das Pepe?



Ja, das ist

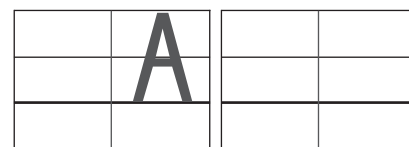
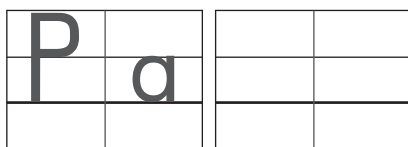
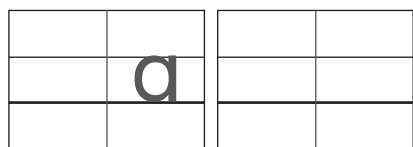
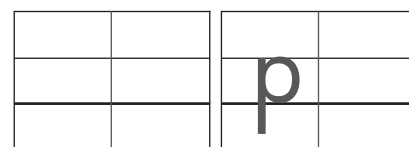
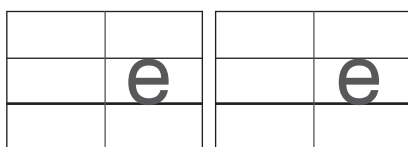
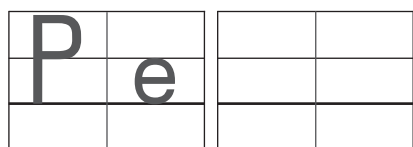
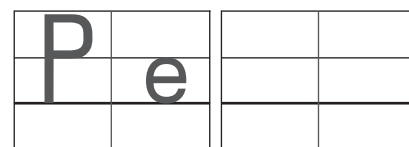
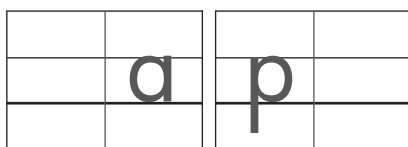
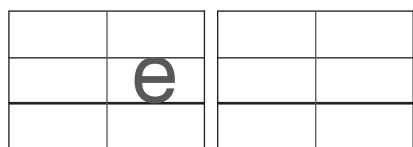
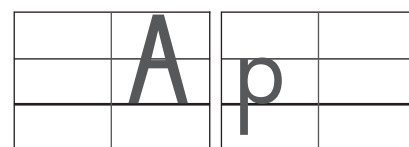
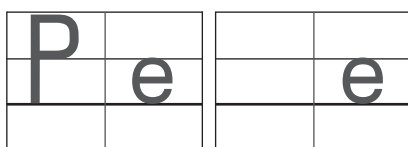
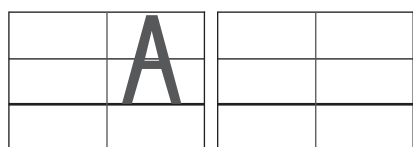
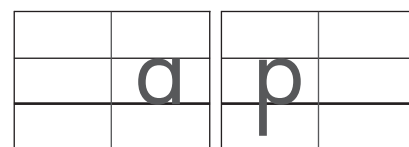
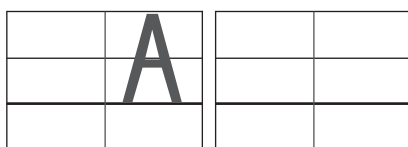
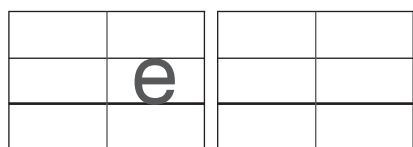


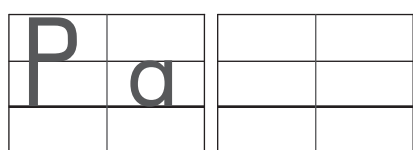






Ist das Pele?





Nein, das ist



Pele, der Dieb







a

M

a

M

ame



Ape

Ma

Mame

Pape

Mame

Pape



①



a,

a,

Ma,

Ma,

Ma

me

Ma

me

mal't den

mal't den

mal't den Ape

mal't den Ape

A,

mit dem Pape,

mit dem Pape,

A,

a,

A

p e.

Ma,

Ma


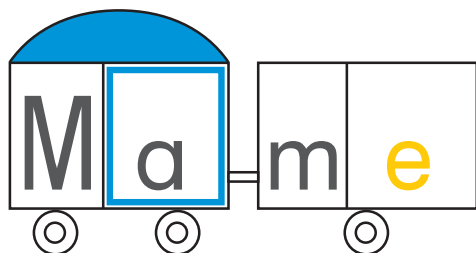
me,

diese Mame.

diese Mame.




②





①



Mame
Pepe

Ma	pe

Pe	me




Pape
Mame



Mame
Ape

Pepe
Pape



Pepe
Mame



Ape
Pepe



②



Ist das Pape? Nein, das ist

Pe	

.



Ist das Pepe? Nein, das ist


.




Ist das Mame? Nein, das ist

.

1



P	e		



Lies mal.

2




M	a	p	e
M	a	m	e
P	a	m	e
P	e	m	e
P	e	p	e
P	a	p	e
M	e	m	e
M	e	p	e




M	a	p	e



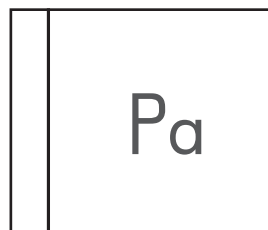


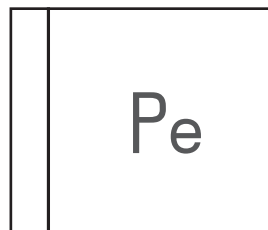
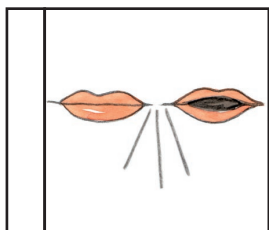

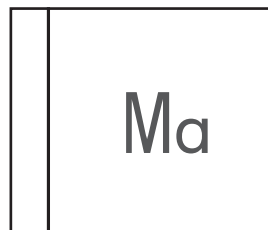

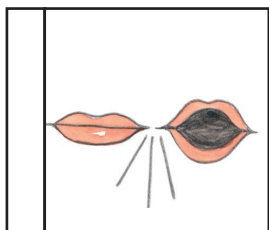

Haben alle Wörter



	nein	ja
N p a e ● ● ● ●	x	
M e n e ○ ○ ○ ○		x
P a m p ○ ○ ○ ○		
M e m e ○ ○ ○ ○		
A p n m ○ ○ ○ ○		
P e p e ○ ○ ○ ○		
M a n e ○ ○ ○ ○		
P a m e ○ ○ ○ ○		
N m p e ○ ○ ○ ○		
M p e a ○ ○ ○ ○		



1



2


Illustration of a boy with a red nose and a yellow hard hat with 'PAPE' written on it. Ist das  ?


Illustration of a boy with a paint palette and a fly. Ist das  ?


Illustration of a boy with a red nose and a yellow hard hat with 'PAPE' written on it. Ist das  ?

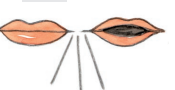
Illustration of a boy with a paint palette and a fly. Ist das  ?

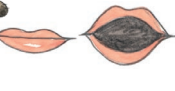






Illustration of a girl with brown hair in a ponytail and a fly. Ist das  ?



Illustration of a boy with a red nose and a yellow hard hat with 'PAPE' written on it. Ist das  ?


 Das ist  .

Das ist  .

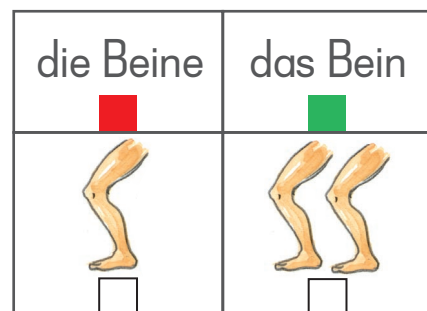
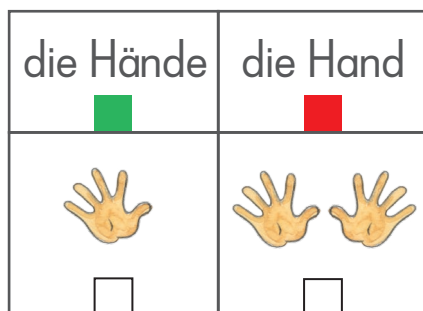
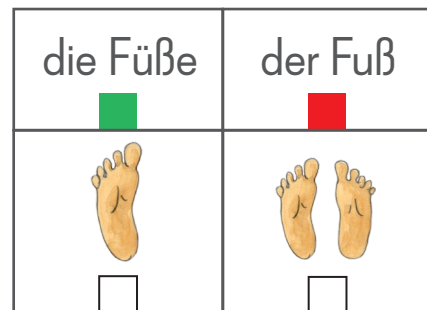
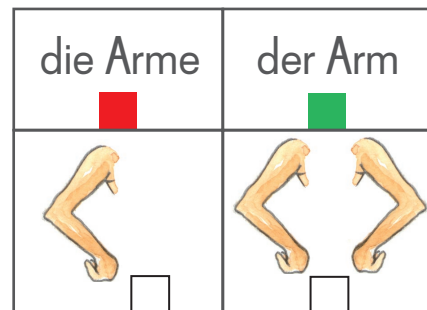
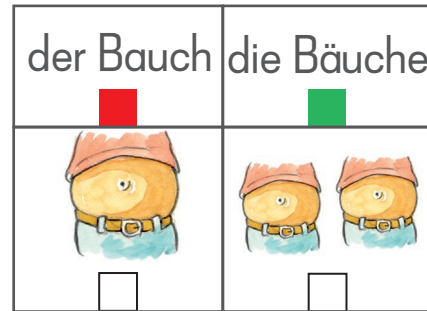
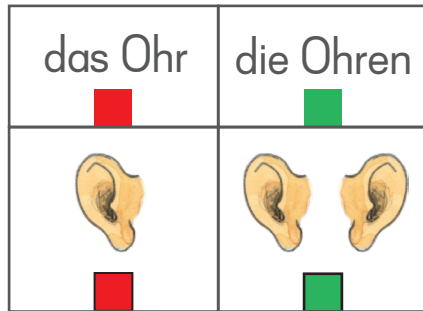
Das ist  .

Das ist  .

 Das ist  .

Das ist  .

Ich kann hinten am Wort sehen,
zu welchem Bild es gehört.



Wenn es 2 sind,
ist hinten
in diesen Wörtern immer ...



Pepe,
der Entdecker.

①

Pa	Pe	Ma	Me
A	E	Pa	Ma
Me	Ma	Pe	Pa
Pe	Me	A	Pa

pe
pe
me
me

②

Pepe	<input checked="" type="checkbox"/>	Meme	<input type="checkbox"/>	Ame	<input type="checkbox"/>
Pape	<input checked="" type="checkbox"/>	Mepe	<input type="checkbox"/>	Pame	<input type="checkbox"/>
Epe	<input type="checkbox"/>	Mame	<input checked="" type="checkbox"/>	Epe	<input type="checkbox"/>
Ape	<input checked="" type="checkbox"/>	Mape	<input type="checkbox"/>	Peme	<input type="checkbox"/>

③

Pape	<input type="checkbox"/>	Mame	<input type="checkbox"/>	Mame	<input type="checkbox"/>
Pepe	<input type="checkbox"/>	Meme	<input type="checkbox"/>	Pape	<input type="checkbox"/>
Mame	<input type="checkbox"/>	Mape	<input type="checkbox"/>	Pepe	<input type="checkbox"/>
Ape	<input type="checkbox"/>	Mepe	<input type="checkbox"/>	Ape	<input type="checkbox"/>

Inhalt	Buch	Arbeitsheft 1
Schreibvorübungen -----		1-8
Fotos und Namen -----	2-4 -----	6-7, 9
Pepe -----	6-12 -----	10-24
Pape -----	13-19 -----	25-39
Mame -----	20-26 -----	40-49

Impressum

Autorinnen der 2. Auflage:

Christa Röber, Rafaela Häusle, Magdalena Berchtold

Illustrationen und Layout: Hinrich van Hülsen

Musik: Linda Kauffeldt

Homepage: www.zirkus-palope.de

Programmierung und Betreuung: Tobias Thelen

2019



Herausgegeben vom Verein für schriftsprachstrukturierende Didaktik e.V.

Herausgeberkreis:

Magdalena Berchtold, Rafaela Häusle, Helena Olfert, Christa Röber, Tobias Thelen

Hinweis: Das Siegel „geprüft vom Verein für schriftsprachstrukturierende Didaktik e.V.“ ist urheberrechtlich geschützt. Das Siegel und die Angaben zur Herausgeberschaft und Verlag dürfen in veränderten Fassungen nur mit Genehmigung des Vereins geführt werden.

Verlag:

Verein für schriftsprachstrukturierende Didaktik e.V.

An der Schule 25

49565 Bramsche

<http://www.vs3d.de>

Druck:

WIRmachenDRUCK, 71522 Backnang

Die Herstellung dieses Materials erfolgte mit Unterstützung des

VPAK e.V., Osnabrück und des Vereins für schriftsprachstrukturierende Didaktik e.V., Osnabrück.

Lizenzhinweise:



Dieses Werk unterliegt den Bestimmungen der Creative-Commons-Lizenz

„Namensnennung - Weitergabe unter gleichen Bedingungen 4.0 International (CC BY-SA 4.0)“.

Das bedeutet, Sie dürfen das Material für beliebige Zwecke in jedwedem Format oder Medium vervielfältigen und weiterverbreiten, das Material remixen, verändern und darauf aufbauen, solange Sie folgende Bedingungen einhalten:

1. Namensnennung — Sie müssen angemessene Urheber- und Rechteangaben machen, einen Link zur Lizenz beifügen und angeben, ob Änderungen vorgenommen wurden. Diese Angaben dürfen in jeder angemessenen Art und Weise gemacht werden, allerdings nicht so, dass der Eindruck entsteht, der Lizenzgeber unterstütze gerade Sie oder Ihre Nutzung besonders.

2. Weitergabe unter gleichen Bedingungen — Wenn Sie das Material remixen, verändern oder anderweitig direkt darauf aufbauen, dürfen Sie Ihre Beiträge nur unter derselben Lizenz wie das Original verbreiten.

Die vollständigen Lizenzbedingungen und weitere Hinweise finden Sie unter

<https://creativecommons.org/licenses/by-sa/4.0/deed.de>

Aktualisierte Versionen, weitere Werke der Reihe und zusätzliche Informationen zu den „Kinder vom Zirkus Palope“ finden Sie unter <http://zirkus-palope.de>.

Auf der Webseite des Vereins für schriftsprachstrukturierende Didaktik e.V. finden Sie Informationen, wie Sie die weitere Arbeit an den Materialien unterstützen können:

<http://vs3d.de>



Bibliografische Information der Deutschen Nationalbibliothek

Die Deutsche Nationalbibliothek verzeichnet diese Publikation in der Deutschen Nationalbibliografie; detaillierte bibliografische Daten sind im Internet über <http://dnb.d-nb.de> abrufbar.

Arbeitsheft 1 • Bestellnummer: ZP11902

Paket Arbeitshefte 1 – 5 • Bestellnummer: ZP11907

Paket Buch 1 und Arbeitshefte 1 – 5 • Bestellnummer: ZP11908

				
	1	2	3	1
1	Pe	Pa	Ma	pe
2	Me	Pe	Pa	me
3	Pa	A	Ma	pe
4	E	Pe	Me	me

